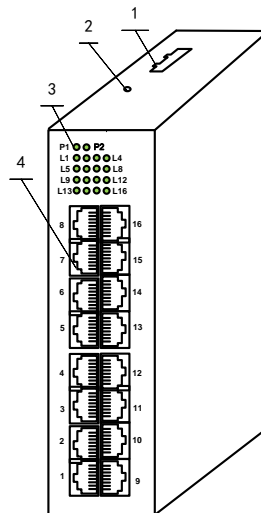


RPT-1016G-T-X6R 16 Port Industrial Unmanaged Gigabit Switch

A. Product Introduction

RPT-1016G-T-X6R offers has 16*10/100/1000TX base RJ-45 ports for industrial applications. It also support dual power input, operating wide temperature(-40 to 75°C) and IP30 housing for industrial harden environment.

B. Connectors



- 1- Power connector
- 2- Ground
- 3- Led
- 4- Giga RJ45 copper port

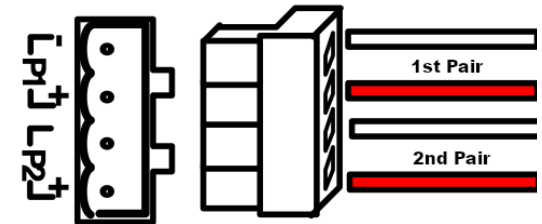
C. Installation

a. Grounding

Fasten the grounding cable on the grounding screw and make sure the connection is good to the ground

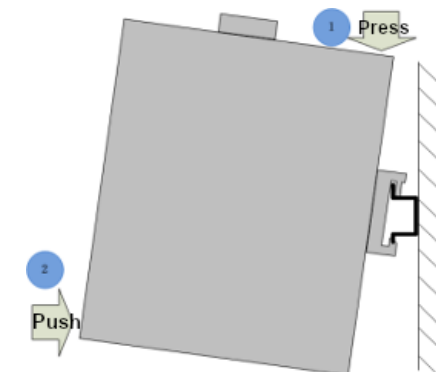
b. Power

Make the power cable connect correctly to the termina. Support 2 power inputs and voltage range: 12~36V



c. Installation

Put the product on the din rail by the upper part of din rail clip. Move up and turn a bit to make the bottom of din rail clip clicked on the rail as the below shown.



D. LED

LED	Status	Meaning
P1, P2	Green	Power Up
	Off	No Power
L1~L2	Green	Link
	Blinking	Data transmission
	off	No connection

Sbjlink Support and Services

Please report your questions or issues to your local distributors or email to support@sbjlink.com